



TestOut[®]

TestOut PC Pro

COURSE OUTLINE

TestOut PC Pro Course Outline

- 📺 Videos: 142 (17:10:32)
- 🖥️ Demonstrations: 144 (17:38:44)
- 🔧 Simulations: 117
- 📄 Fact Sheets: 189
- 📝 Exams: 132

CONTENTS:

1.0 COMPUTING OVERVIEW

1.1 Course Introduction

- 📺 1.1.1 PC Pro Introduction (6:29)
- 🖥️ 1.1.2 Use the Simulator (14:55)
- 🔧 1.1.3 Explore the Lab Interface
- 🖥️ 1.1.4 Work with Internal Components (9:28)
- 🔧 1.1.5 Connect Internal Components

1.2 Hardware Basics

- 📺 1.2.1 Computing Basics (10:49)
- 📄 1.2.2 Computing Facts
- 📺 1.2.3 External Components (5:50)
- 📄 1.2.4 Port and Connector Facts
- 📄 1.2.5 Adapter and Converter Facts
- 📺 1.2.6 Internal Components (3:09)
- 🔧 1.2.7 Set Up a Computer
- 📝 1.2.8 Practice Questions

1.3 Windows Basics

- 📺 1.3.1 Windows Operating Systems (5:17)
- 📄 1.3.2 Windows Operating System Facts
- 🖥️ 1.3.3 Use the Windows 10 Interface (7:16)
- 📄 1.3.4 Windows Interface Facts
- 📝 1.3.5 Practice Questions

1.4 Linux Basics

- 📺 1.4.1 Linux Operating Systems (7:32)

- 🗂️ 1.4.2 Use Linux Shell Commands (14:55)
- 📄 1.4.3 Linux Facts
- 🔗 1.4.4 Use Shell Commands
- 🔗 1.4.5 Shut Down a Linux System
- 📝 1.4.6 Practice Questions

1.5 macOS Basics

- 🗂️ 1.5.1 macOS Introduction (4:51)
- 🗂️ 1.5.2 Use the macOS Interface (8:53)
- 🗂️ 1.5.3 macOS Features and Settings (7:05)
- 📄 1.5.4 macOS Facts
- 📝 1.5.5 Practice Questions

2.0 PC TECHNICIAN RESPONSIBILITIES

2.1 Protection and Safety

- 🗂️ 2.1.1 Safety (4:53)
- 📄 2.1.2 Safety Measures
- 🗂️ 2.1.3 Electrostatic Discharge (5:14)
- 🗂️ 2.1.4 ESD Protection (4:08)
- 📄 2.1.5 ESD Facts
- 🗂️ 2.1.6 Environmental Concerns (5:28)
- 📄 2.1.7 Environmental Facts
- 📝 2.1.8 Practice Questions

2.2 Professionalism

- 🗂️ 2.2.1 Professionalism (5:42)
- 📄 2.2.2 Professionalism Facts
- 📝 2.2.3 Practice Questions

2.3 Change Management







- 🗂️ 2.3.1 Change Management Overview (4:28)
- 📄 2.3.2 Change Management Facts
- 📝 2.3.3 Practice Questions

2.4 PC Tools




- 🗂️ 2.4.1 PC Toolkit (5:21)
- 📄 2.4.2 Tool Facts
- 📝 2.4.3 Practice Questions

2.5 PC Maintenance

- 🗂️ 2.5.1 PC Maintenance Best Practices (3:22)




-  2.5.2 PC Maintenance Facts
-  2.5.3 Protect Power (9:20)
-  2.5.4 Configure UPS Settings (10:25)
-  2.5.5 Power Protection Facts
-  2.5.6 Install a UPS
-  2.5.7 Practice Questions

2.6 Troubleshooting Process Overview







-  2.6.1 Troubleshooting Process (7:01)
-  2.6.2 Troubleshooting Process Facts
-  2.6.3 Practice Questions

3.0 SYSTEM COMPONENTS







3.1 Cases and Form Factors

-  3.1.1 Cases and Form Factors (6:23)
-  3.1.2 System Case Facts
-  3.1.3 Practice Questions






3.2 Power Supplies

-  3.2.1 Power Supplies (4:10)
-  3.2.2 Power Supply Facts
-  3.2.3 Identify Power Supply Components (6:00)
-  3.2.4 Change the Power Supply (7:16)
-  3.2.5 Install a Power Supply
-  3.2.6 Practice Questions










3.3 Motherboards and Buses

-  3.3.1 Motherboard Components (4:42)
-  3.3.2 Motherboard Facts
-  3.3.3 Install a Motherboard (6:21)
-  3.3.4 Motherboard Installation Facts
-  3.3.5 Choose and Install a Motherboard
-  3.3.6 Practice Questions






3.4 Motherboard Troubleshooting

-  3.4.1 Motherboard Troubleshooting (8:19)
-  3.4.2 Motherboard Troubleshooting Facts
-  3.4.3 Troubleshoot System Power
-  3.4.4 Troubleshoot Power Supply Problems
-  3.4.5 Practice Questions







3.5 Processors

-  3.5.1 Processor Concepts (11:33)
-  3.5.2 CPU Facts
-  3.5.3 CPU Performance Facts
-  3.5.4 CPU Socket Facts
-  3.5.5 Install a Processor (6:35)
-  3.5.6 CPU Installation Facts
-  3.5.7 Select and Install a Processor 1
-  3.5.8 Select and Install a Processor 2
-  3.5.9 Practice Questions









3.6 Processor Troubleshooting

-  3.6.1 Processor Troubleshooting (6:18)
-  3.6.2 Processor Troubleshooting Facts
-  3.6.3 Troubleshoot Processor Installation 1
-  3.6.4 Troubleshoot Processor Installation 2
-  3.6.5 Practice Questions





3.7 Memory


-  3.7.1 Random Access Memory (4:28)
-  3.7.2 DRAM Types (6:13)
-  3.7.3 RAM Facts
-  3.7.4 Memory Speed (13:16)
-  3.7.5 Memory Speed Facts
-  3.7.6 Practice Questions


3.8 Memory Installation

-  3.8.1 Memory Characteristics (14:47)
-  3.8.2 Memory Facts
-  3.8.3 Select Memory by Sight
-  3.8.4 Select the Correct Memory Module (7:18)
-  3.8.5 Install Memory (7:52)
-  3.8.6 Memory Installation Facts
-  3.8.7 Install Triple Channel Memory
-  3.8.8 Practice Questions

3.9 Memory Troubleshooting


-  3.9.1 Memory Troubleshooting (6:35)
-  3.9.2 Test Memory (4:26)
-  3.9.3 Memory Troubleshooting Facts
-  3.9.4 Troubleshoot Memory 1

 3.9.5 Troubleshoot Memory 2


 3.9.6 Practice Questions


3.10 BIOS/UEFI


 3.10.1 BIOS/UEFI (12:03)

 3.10.2 PC Boot Process (4:05)

 3.10.3 BIOS/UEFI Facts


 3.10.4 Edit BIOS/UEFI Settings (14:35)

 3.10.5 Use Built-in System Diagnostics (2:37)

 3.10.6 Flash the BIOS (6:21)


 3.10.7 Find BIOS/UEFI Settings

 3.10.8 Clear CMOS Settings


 3.10.9 Practice Questions


3.11 Expansion Cards

 3.11.1 Expansion Buses and Slots (4:30)

 3.11.2 Expansion Bus Types


 3.11.3 Install an Expansion Card (4:18)


 3.11.4 Install Expansion Cards

 3.11.5 Practice Questions

3.12 Video


 3.12.1 Video Cards (5:32)

 3.12.2 Video Card Facts

 3.12.3 Install a Video Card (6:12)


 3.12.4 Video Card Installation Facts

 3.12.5 Upgrade a Video Card

 3.12.6 Practice Questions

3.13 Audio


 3.13.1 Digital Audio (9:07)


 3.13.2 Sound Cards (3:35)

 3.13.3 Sound Card Facts

 3.13.4 Manage Audio Devices (11:22)


 3.13.5 Sound Card Installation Facts


 3.13.6 Sound Card Connectors


 3.13.7 Select and Install a Sound Card

 3.13.8 Practice Questions

3.14 Cooling


 3.14.1 System Cooling (7:55)

 3.14.2 System Cooling Facts

 3.14.3 Practice Questions


4.0 PERIPHERAL DEVICES

4.1 Peripheral Devices

 4.1.1 Peripheral Devices (3:26)

 4.1.2 Peripheral Device Facts

 4.1.3 Connect a KVM Switch


 4.1.4 Practice Questions

4.2 USB


 4.2.1 Universal Serial Bus (USB) (6:51)

 4.2.2 USB Facts

 4.2.3 Install USB Devices

 4.2.4 Practice Questions

4.3 Display Devices

 4.3.1 Configure Display Settings in Windows (6:03)


 4.3.2 Configure Advanced Display Settings in Windows (8:40)

 4.3.3 Select and Configure Dual Monitors


 4.3.4 Configure Display Settings in Linux (3:37)


 4.3.5 Configure Display Settings in macOS (6:10)


 4.3.6 Display Device Facts

 4.3.7 Practice Questions


4.4 Video Troubleshooting

 4.4.1 Video Troubleshooting (8:52)

 4.4.2 Video Troubleshooting Facts

 4.4.3 Practice Questions

4.5 Device Driver Management

 4.5.1 Device Installation (4:19)

 4.5.2 Install Device Drivers (10:30)


 4.5.3 Manage Device Drivers on Windows (12:46)


 4.5.4 Manage Devices on Linux (12:24)

 4.5.5 Manage Devices on macOS (2:50)

 4.5.6 Hardware Device Facts

 4.5.7 Device Driver Installation Facts

 4.5.8 Manage Devices

 4.5.9 Practice Questions

4.6 Device Driver Troubleshooting

- 📺 4.6.1 Device Driver Troubleshooting (4:57)
- 🖥️ 4.6.2 Troubleshoot Devices (6:30)
- 📖 4.6.3 Device Troubleshooting Facts
- 🔧 4.6.4 Manage Devices 1
- 🔧 4.6.5 Manage Devices 2
- 📝 4.6.6 Practice Questions

5.0 STORAGE

5.1 Storage Devices

- 📺 5.1.1 Storage Devices (8:38)
- 📖 5.1.2 Storage Device Facts
- 📝 5.1.3 Practice Questions

5.2 SATA

- 📺 5.2.1 SATA (7:36)
- 🖥️ 5.2.2 Install a SATA Device (6:03)
- 📖 5.2.3 SATA Installation Facts
- 🔧 5.2.4 Install SATA Devices
- 📝 5.2.5 Practice Questions

5.3 Optical Media







- 📺 5.3.1 CD Drives (5:25)
- 📺 5.3.2 DVD Drives (5:27)
- 📺 5.3.3 Blu-ray (3:49)
- 📖 5.3.4 Optical Media Facts
- 📝 5.3.5 Practice Questions

5.4 RAID








- 📺 5.4.1 RAID (11:05)
- 📖 5.4.2 RAID Facts
- 🖥️ 5.4.3 Configure a RAID Array (9:23)
- 📖 5.4.4 RAID Configuration Facts
- 🔧 5.4.5 Create RAID Arrays
- 🔧 5.4.6 Implement a RAID Solution
- 📝 5.4.7 Practice Questions

5.5 File Systems







- 📺 5.5.1 Partitions, Volumes, and File Systems (3:58)
- 🖥️ 5.5.2 View File System Components (8:38)

-  5.5.3 File System Facts
-  5.5.4 MBR Partitioning (14:43)
-  5.5.5 MBR Partitioning Facts
-  5.5.6 GPT Partitioning (4:05)
-  5.5.7 GPT Partitioning Facts
-  5.5.8 Practice Questions






5.6 File System Creation

-  5.6.1 Create Volumes with Disk Management (13:36)
-  5.6.2 Create Volumes with Diskpart (6:42)
-  5.6.3 Create Volumes
-  5.6.4 Convert Volumes (9:36)
-  5.6.5 Format Drives
-  5.6.6 Disk Status Facts
-  5.6.7 Practice Questions








5.7 Storage Management

-  5.7.1 Add Storage (6:30)
-  5.7.2 Create Mount Points and Extending Volumes (11:17)
-  5.7.3 Shrink and Split Partitions (3:09)
-  5.7.4 Storage Management Facts
-  5.7.5 Add Space to Existing Volumes
-  5.7.6 Practice Questions

5.8 Storage Spaces

-  5.8.1 Storage Spaces (9:31)
-  5.8.2 Create Storage Spaces (9:59)
-  5.8.3 Storage Space Facts
-  5.8.4 Implement Storage Spaces
-  5.8.5 Practice Questions

5.9 Disk Optimization

-  5.9.1 Storage Optimization (12:46)
-  5.9.2 Optimize Disks in Windows (13:21)
-  5.9.3 Optimize Disks in Linux (8:13)
-  5.9.4 Optimize Disks in macOS (5:03)
-  5.9.5 Disk Optimization Facts
-  5.9.6 Perform Disk Maintenance
-  5.9.7 Practice Questions

5.10 Storage Troubleshooting

- 📖 5.10.1 Storage Troubleshooting (7:56)
- 📖 5.10.2 Storage Troubleshooting Facts
- 📖 5.10.3 SSD Storage Issues (4:26)
- 📖 5.10.4 SSD Maintenance Facts
- 🔧 5.10.5 Troubleshoot SATA Devices
- 📝 5.10.6 Practice Questions

6.0 NETWORKING

6.1 Networking Overview

- 📖 6.1.1 Networking (5:24)
- 📖 6.1.2 Network Types (7:47)
- 📖 6.1.3 Networking Terms (11:03)
- 📖 6.1.4 Networking Facts
- 📖 6.1.5 Networking Topologies (7:09)
- 📖 6.1.6 Topology Facts
- 📝 6.1.7 Practice Questions

6.2 Network Hardware

- 📖 6.2.1 Network Infrastructure (8:32)
- 📖 6.2.2 Network Devices (7:35)
- 📖 6.2.3 Device Access (4:13)
- 📖 6.2.4 Network Infrastructure and Device Facts
- 📖 6.2.5 Network Adapter Facts
- 🔧 6.2.6 Select and Install a Network Adapter
- 📝 6.2.7 Practice Questions






6.3 Networking Media

- 📖 6.3.1 Cable Media (11:38)
- 📖 6.3.2 Coaxial Cable Facts
- 📖 6.3.3 Twisted Pair Facts
- 📖 6.3.4 Twisted Pair Connector Facts
- 📖 6.3.5 Fiber Optic Facts
- 📝 6.3.6 Practice Questions








6.4 Ethernet

- 📖 6.4.1 Ethernet (4:30)
- 📖 6.4.2 Ethernet Facts
- 📖 6.4.3 Ethernet Standards
- 📝 6.4.4 Practice Questions




6.5 IP Networking

-  6.5.1 Device Addressing (6:47)
-  6.5.2 IP Addressing (8:07)
-  6.5.3 IP Address Facts
-  6.5.4 TCP/IP Protocol Facts
-  6.5.5 Practice Questions








6.6 IP Configuration

-  6.6.1 IP Configuration (7:14)
-  6.6.2 TCP/IP Configuration Methods (4:22)
-  6.6.3 Configure TCP/IP Properties (11:50)
-  6.6.4 IP Configuration Facts
-  6.6.5 Configure TCP/IP Settings
-  6.6.6 Configure Alternate TCP/IP Settings
-  6.6.7 Practice Questions











6.7 IP Version 6

-  6.7.1 IP Version 6 (5:20)
-  6.7.2 IPv6 Facts
-  6.7.3 Practice Questions







6.8 Internet Connectivity

-  6.8.1 Internet Services (11:51)
-  6.8.2 Internet Connection Facts
-  6.8.3 Configure a Cable Internet Connection
-  6.8.4 Configure a DSL Internet Connection
-  6.8.5 Create a Dial-up Internet Connection (4:00)
-  6.8.6 Configure a Dial-up Internet Connection
-  6.8.7 Practice Questions

6.9 Network Utilities












-  6.9.1 Network Utilities (6:17)
-  6.9.2 Use ipconfig and ifconfig (13:09)
-  6.9.3 Explore Configuration Information 1
-  6.9.4 Explore Configuration Information 2
-  6.9.5 Explore Configuration Information 3
-  6.9.6 Use ifconfig
-  6.9.7 Use ping and tracert (9:26)
-  6.9.8 Use nslookup (5:14)
-  6.9.9 TCP/IP Utilities
-  6.9.10 Practice Questions

6.10 Network Troubleshooting





-  6.10.1 Network Troubleshooting (12:57)
-  6.10.2 Troubleshoot Network Connectivity (9:39)
-  6.10.3 Network Troubleshooting Facts
-  6.10.4 Fix a Network Connection 1
-  6.10.5 Fix a Network Connection 2
-  6.10.6 Practice Questions

7.0 WIRELESS NETWORKING









7.1 802.11 Wireless

-  7.1.1 Wireless Networking (6:13)
-  7.1.2 Install a Wireless Network Adapter (2:49)
-  7.1.3 Wireless Networking Facts
-  7.1.4 Wireless Security (6:50)
-  7.1.5 Wireless Security Facts
-  7.1.6 Configure a Wireless Connection (4:16)
-  7.1.7 Connect to a Wireless Network
-  7.1.8 Create a Home Wireless Network
-  7.1.9 Secure Home Wireless Network
-  7.1.10 Configure a Wireless Profile
-  7.1.11 Practice Questions






7.2 Infrared, Bluetooth, and NFC

-  7.2.1 Infrared, Bluetooth, and NFC (5:14)
-  7.2.2 Configure Bluetooth Connections (5:25)
-  7.2.3 Infrared, Bluetooth, and NFC Facts
-  7.2.4 Practice Questions




7.3 SOHO Configuration

-  7.3.1 SOHO Configuration (9:39)
-  7.3.2 SOHO Configuration Facts
-  7.3.3 Configure a SOHO Router (13:13)
-  7.3.4 Configure a Wireless Access Point (5:34)
-  7.3.5 Access Point Configuration Facts
-  7.3.6 Windows Network Profile Facts
-  7.3.7 Configure a Wireless Infrastructure
-  7.3.8 Practice Questions

7.4 Internet of Things









-  7.4.1 Internet of Things (10:27)
-  7.4.2 Smart Devices (7:02)
-  7.4.3 Internet of Things Facts
-  7.4.4 Configure Smart Devices
-  7.4.5 Practice Questions

7.5 Wireless Network Troubleshooting







-  7.5.1 Wireless Network Troubleshooting (9:30)
-  7.5.2 Wireless Network Troubleshooting Tool Facts
-  7.5.3 Practice Questions

8.0 PRINTING







8.1 Printers

-  8.1.1 Printer Types (10:24)
-  8.1.2 Printer Type Facts
-  8.1.3 Laser Printing Process (7:45)
-  8.1.4 Laser Printing Facts
-  8.1.5 Printer Connection Facts
-  8.1.6 Printer Characteristics Facts
-  8.1.7 Choose a Printer
-  8.1.8 Practice Questions


8.2 Printer Configuration






-  8.2.1 Printing Configuration (8:40)
-  8.2.2 Install a Local Printer (6:17)
-  8.2.3 Configure Virtual Printing (3:34)
-  8.2.4 Printer Configuration Facts
-  8.2.5 Select and Install a Printer
-  8.2.6 Practice Questions

8.3 Network Printing




-  8.3.1 Network Printing (9:41)
-  8.3.2 Share a Printer (6:24)
-  8.3.3 Configure a Wireless Network Printer (3:54)
-  8.3.4 Network Printing Facts
-  8.3.5 Configure Network Printing
-  8.3.6 Practice Questions

8.4 Printing Management





-  8.4.1 How to Configure Printer Properties (11:18)

-  8.4.2 Manage Print Jobs (5:21)
-  8.4.3 Printing Management Facts
-  8.4.4 Add a Printer
-  8.4.5 Manage Printing
-  8.4.6 Practice Questions

8.5 Printer Maintenance






-  8.5.1 Maintain Laser Printers (10:30)
-  8.5.2 Printer Preventative Maintenance
-  8.5.3 Practice Questions

8.6 Printer Troubleshooting








-  8.6.1 Printer Troubleshooting (9:49)
-  8.6.2 Troubleshoot Printing (11:20)
-  8.6.3 Printer Troubleshooting Facts
-  8.6.4 Practice Questions

9.0 MOBILE DEVICES






9.1 Laptops


-  9.1.1 Laptops (5:15)
-  9.1.2 External Laptop Ports and Functions (5:36)
-  9.1.3 Laptop Facts
-  9.1.4 Laptop Special Keys Facts
-  9.1.5 Practice Questions


9.2 Laptop Components

-  9.2.1 Change a Laptop Hard Drive (2:37)
-  9.2.2 Install Laptop Memory (3:24)
-  9.2.3 Install a Laptop Keyboard (3:20)
-  9.2.4 Replace LCD Components (7:15)
-  9.2.5 Replace Internal Laptop Components (13:45)
-  9.2.6 Laptop Upgrade and Repair Facts
-  9.2.7 Practice Questions


9.3 Laptop Power Management

-  9.3.1 Portable Power (4:33)
-  9.3.2 Laptop Power Facts
-  9.3.3 Configure Power Options (6:56)
-  9.3.4 Power Management Facts
-  9.3.5 Edit Power Options


 9.3.6 Create a Power Plan


 9.3.7 Practice Questions


9.4 Laptop Troubleshooting

 9.4.1 Common Laptop Issues (11:15)

 9.4.2 Laptop Maintenance Facts


 9.4.3 Battery Recalibration Facts


 9.4.4 Laptop Troubleshooting Facts

 9.4.5 Practice Questions


9.5 Mobile Devices

 9.5.1 Mobile Device Overview (9:58)

 9.5.2 Mobile Device Facts

 9.5.3 Mobile Communications Facts


 9.5.4 Mobile Device Accessory Facts

 9.5.5 Practice Questions


9.6 Mobile Device Networking

 9.6.1 Networking Mobile Devices (5:09)

 9.6.2 Mobile Device Connection Facts


 9.6.3 Synchronize Mobile Devices (5:14)

 9.6.4 Data Synchronization Facts

 9.6.5 Configure Email on Mobile Devices (2:44)

 9.6.6 Mobile Email Configuration Facts


 9.6.7 Manage Mobile Devices


 9.6.8 Practice Questions


9.7 Mobile Device Security

 9.7.1 Mobile Device Security (7:08)


 9.7.2 Mobile Device Security Facts

 9.7.3 Secure Mobile Devices (5:43)

 9.7.4 Configure iPad Access Control and Authentication


 9.7.5 Practice Questions

9.8 Mobile Device Troubleshooting

 9.8.1 Mobile Device Troubleshooting (7:23)

 9.8.2 Maintain Mobile Devices (5:51)

 9.8.3 Mobile Device Troubleshooting Facts

 9.8.4 Practice Questions

10.1 Component Selection

- 📺 10.1.1 Component Selection (6:46)
- 📄 10.1.2 Component Selection Facts
- 📝 10.1.3 Practice Questions

10.2 Windows Pre-Installation

- 📺 10.2.1 Windows Versions (5:42)
- 📄 10.2.2 Windows Versions Facts
- 📺 10.2.3 Pre-Installation Planning (9:41)
- 📄 10.2.4 Installation Planning Facts
- 🖥️ 10.2.5 Verify System Compatibility (4:32)
- 📝 10.2.6 Practice Questions

10.3 Windows Installation

- 📺 10.3.1 Windows Installation (8:34)
- 🖥️ 10.3.2 Prepare Disks for Installation (8:44)
- 🔧 10.3.3 Prepare Disks for Installation
- 🖥️ 10.3.4 Install Windows (7:47)
- 🔧 10.3.5 Install an Workstation Image using PXE
- 📄 10.3.6 Installation Facts
- 📝 10.3.7 Practice Questions

10.4 Post-Installation

- 📺 10.4.1 Post-Installation (6:39)
- 📄 10.4.2 Post-Installation Facts
- 📝 10.4.3 Practice Questions

10.5 Virtualization

- 📺 10.5.1 Virtualization Overview (14:14)
- 📄 10.5.2 Virtualization Facts
- 🖥️ 10.5.3 Create a Virtual Machine (8:42)
- 📄 10.5.4 Hyper-V Facts
- 🔧 10.5.5 Enable VT in the BIOS
- 🔧 10.5.6 Create Virtual Machines
- 🔧 10.5.7 Create Virtual Hard Disks
- 📺 10.5.8 Cloud Computing Overview (13:06)
- 📄 10.5.9 Cloud Computing Facts
- 📝 10.5.10 Practice Questions

11.1 Windows File Locations

- 📄 11.1.1 System File Locations (8:36)
- 📄 11.1.2 File Location Facts
- 📄 11.1.3 Use Libraries (6:23)
- 📄 11.1.4 Library Facts
- ✍️ 11.1.5 Practice Questions

11.2 Manage Files on Windows

- 📄 11.2.1 Windows File and Folder Properties (6:23)
- 📄 11.2.2 File Extension Facts
- 📄 11.2.3 Attribute Facts
- 📄 11.2.4 Manage Files on Windows (13:03)
- 🗑️ 11.2.5 Manage Files
- 📄 11.2.6 Manage Directories from the Command Prompt (14:00)
- 📄 11.2.7 Manage Files from the Command Prompt (12:01)
- 📄 11.2.8 File Management Commands
- 🗑️ 11.2.9 Manage Files and Folders
- ✍️ 11.2.10 Practice Questions

11.3 NTFS Permissions

- 📄 11.3.1 NTFS Permissions (6:04)
- 📄 11.3.2 Configure NTFS Permissions (10:56)
- 📄 11.3.3 NTFS Permission Facts
- 🗑️ 11.3.4 Configure NTFS Permissions
- ✍️ 11.3.5 Practice Questions

11.4 Shared Folders

- 📄 11.4.1 Shared Folders (3:18)
- 📄 11.4.2 Configure Basic Folder Sharing on Windows (7:01)
- 📄 11.4.3 Configure Advanced Folder Sharing on Windows (11:31)
- 📄 11.4.4 Configure Share and NTFS Permissions (4:50)
- 📄 11.4.5 Shared Folder Facts
- 🗑️ 11.4.6 Share and Secure Folders
- ✍️ 11.4.7 Practice Questions

11.5 Linux File Management

- 📄 11.5.1 Manage the Linux File System (11:05)
- 📄 11.5.2 View File Contents(7:49)
- 📄 11.5.3 Edit File Contents(10:52)
- 📄 11.5.4 Manage Ownership and Permissions (8:30)
- 📄 11.5.5 Linux File Management Facts

- 🔗 11.5.6 Manage the Linux File System
- 🔗 11.5.7 Manage Linux File Ownership
- 🔗 11.5.8 Practice Questions

12.0 SYSTEM MANAGEMENT

12.1 Windows System Tools

- 🖥️ 12.1.1 Use Task Manager (13:47)
- 📖 12.1.2 Task Manager Facts
- 🖥️ 12.1.3 Use Control Panel (4:58)
- 📖 12.1.4 Control Panel Facts
- 🖥️ 12.1.5 Use Management Consoles (7:37)
- 📖 12.1.6 Management Consoles Facts
- 🖥️ 12.1.7 View System Information (6:29)
- 🖥️ 12.1.8 System Configuration and DirectX (5:23)
- 🖥️ 12.1.9 Use Regedit (5:58)
- 📖 12.1.10 Windows Utilities Facts
- 🖥️ 12.1.11 Explore System Commands (10:38)
- 📖 12.1.12 System Command Facts
- 🔗 12.1.13 Use System Commands
- 🔗 12.1.14 Practice Questions

12.2 Preferences and Settings








- 🖥️ 12.2.1 Personalize Windows (4:24)
- 🖥️ 12.2.2 Configure Region and Language Options (3:25)
- 🖥️ 12.2.3 Index Files (5:16)
- 📖 12.2.4 Preferences Facts
- 🔗 12.2.5 Practice Questions

12.3 Performance Monitoring










- 📖 12.3.1 Performance Monitoring (6:22)
- 🖥️ 12.3.2 Monitor System Performance (7:42)
- 📖 12.3.3 Performance Monitoring Facts
- 🔗 12.3.4 Practice Questions

12.4 Active Directory









- 📖 12.4.1 Active Directory Overview (8:24)
- 🖥️ 12.4.2 Join a Domain (8:45)
- 🔗 12.4.3 Join a Workstation to a Domain
- 🖥️ 12.4.4 Manage Active Directory Objects (10:24)
- 📖 12.4.5 Active Directory Facts

-  12.4.6 Create User Accounts
-  12.4.7 Create OUs
-  12.4.8 Delete OUs
-  12.4.9 Group Policy (9:52)
-  12.4.10 Use Group Policy (7:48)
-  12.4.11 Group Policy Facts
-  12.4.12 Practice Questions


12.5 Users and Groups

-  12.5.1 Users and Groups (6:31)
-  12.5.2 Manage Local Users and Groups (7:55)
-  12.5.3 User and Group Facts
-  12.5.4 Authenticate with Online User Accounts (4:07)
-  12.5.5 Online Authentication Facts
-  12.5.6 Manage Users and Groups
-  12.5.7 Manage UAC Settings (6:56)
-  12.5.8 UAC Facts
-  12.5.9 Practice Questions

12.6 Remote Services

-  12.6.1 Remote Desktop (5:42)
-  12.6.2 Use Remote Desktop (10:48)
-  12.6.3 Remote Desktop Facts
-  12.6.4 Remote Assistance (3:10)
-  12.6.5 Remote Assistance Facts
-  12.6.6 Use Remote Assistance (7:08)
-  12.6.7 Configure Remote Services
-  12.6.8 Use Screen Sharing (5:35)
-  12.6.9 Screen Sharing Facts
-  12.6.10 Practice Questions

12.7 Windows Application Management

-  12.7.1 Windows Desktop Applications (4:16)
-  12.7.2 Manage Windows Desktop Applications (10:27)
-  12.7.3 Desktop Application Management Facts
-  12.7.4 Configure Application Compatibility (6:54)
-  12.7.5 Application Compatibility Facts
-  12.7.6 Schedule Tasks (3:56)
-  12.7.7 Windows Store Applications (2:43)
-  12.7.8 Manage Windows Store Apps (5:12)

- 🔒 12.7.9 Manage Applications
- 🔒 12.7.10 Repair Programs
- 📝 12.7.11 Practice Questions

12.8 Linux Application Management

- 📺 12.8.1 Install Linux Software (6:32)
- 📺 12.8.2 Manage Apps on Linux (2:28)
- 📺 12.8.3 Manage Processes on Linux (6:43)
- 📖 12.8.4 Linux Application Management Facts
- 🔒 12.8.5 Manage Linux Processes
- 📝 12.8.6 Practice Questions

12.9 Digital Content Management

- 📖 12.9.1 Software Licensing (8:00)
- 📖 12.9.2 Digital Rights Management (DRM) (8:06)
- 📖 12.9.3 Digital Content Management Facts
- 📝 12.9.4 Practice Questions

12.10 Updates

- 📖 12.10.1 Updates (6:26)
- 📺 12.10.2 Use Windows Update (6:41)
- 📖 12.10.3 Update Facts
- 🔒 12.10.4 Configure Windows Update
- 📺 12.10.5 Update Linux (4:18)
- 📺 12.10.6 Update macOS (2:48)
- 📺 12.10.7 Perform a Firmware Update (4:03)
- 🔒 12.10.8 Update Firmware
- 📝 12.10.9 Practice Questions

12.11 System Backup

- 📖 12.11.1 System Backup (4:43)
- 📖 12.11.2 Backup Facts
- 📺 12.11.3 Create Backups in Windows (3:34)
- 📺 12.11.4 Create Backups in Linux (4:37)
- 📺 12.11.5 Use Time Machine on macOS (4:53)
- 🔒 12.11.6 Back Up the Computer
- 🔒 12.11.7 Configure File History
- 📝 12.11.8 Practice Questions

12.12 System Recovery

- 📖 12.12.1 Windows 10 System Recovery (5:18)

- 🖥️ 12.12.2 Use Restore Points (8:25)
- 🔧 12.12.3 Create a Restore Point
- 🖥️ 12.12.4 Use Windows System Recovery Tools (6:19)
- 🔧 12.12.5 Boot into the Windows Recovery Environment
- 🖥️ 12.12.6 Use File Recovery Tools (7:54)
- 🔧 12.12.7 Restore Data from File History
- 🖥️ 12.12.8 Restore Data on Linux (3:27)
- 🖥️ 12.12.9 Restore Data on macOS (3:58)
- 📖 12.12.10 System Recovery Facts
- 🔧 12.12.11 Practice Questions

12.13 Virtual Memory

- 📖 12.13.1 Windows Virtual Memory (6:57)
- 🖥️ 12.13.2 Manage the Paging File (7:12)
- 📖 12.13.3 Virtual Memory Facts
- 🔧 12.13.4 Configure Virtual Memory
- 🔧 12.13.5 Practice Questions

12.14 Operating System Troubleshooting






- 📖 12.14.1 Windows Operating System Issues (8:23)
- 🖥️ 12.14.2 Troubleshoot Windows Applications (11:16)
- 🖥️ 12.14.3 Troubleshoot Windows Services (5:12)
- 📖 12.14.4 Application Troubleshooting Facts
- 📖 12.14.5 System Lockups (6:02)
- 📖 12.14.6 System Errors Facts
- 🔧 12.14.7 Practice Questions

12.15 Windows Boot Errors





- 📖 12.15.1 Windows Boot Process (4:58)
- 📖 12.15.2 Boot Process Facts
- 🖥️ 12.15.3 Modify the Boot Order (7:54)
- 🔧 12.15.4 Configure the Boot Order
- 🖥️ 12.15.5 Using Advanced Boot Options (6:56)
- 📖 12.15.6 Windows Boot Options
- 🖥️ 12.15.7 Use the bootrec Command (4:22)
- 📖 12.15.8 Startup Error Facts
- 🔧 12.15.9 Troubleshoot System Startup 1
- 🔧 12.15.10 Troubleshoot System Startup 2
- 🔧 12.15.11 Troubleshoot System Startup 3
- 🔧 12.15.12 Troubleshoot System Startup 4

13.0 SECURITY









13.1 Security Best Practices

-  13.1.1 Best Practices for Securing Workstations (8:15)
-  13.1.2 Workstation Security Facts
-  13.1.3 Security Policies (6:04)
-  13.1.4 Security Policy Facts
-  13.1.5 Practice Questions




13.2 Incident Response

-  13.2.1 First Responder (5:20)
-  13.2.2 Basic Forensic Procedures (11:34)
-  13.2.3 Incident Response Facts
-  13.2.4 Practice Questions






13.3 Physical Security

-  13.3.1 Physical Security (8:34)
-  13.3.2 Data Disposal and Destruction (5:39)
-  13.3.3 Wipe a Disk (7:19)
-  13.3.4 Configure Remote Wipe
-  13.3.5 Configure a Screen Saver Password (3:52)
-  13.3.6 Require a Screen Saver Password
-  13.3.7 Physical Security Facts
-  13.3.8 Practice Questions



13.4 Social Engineering









-  13.4.1 Social Engineering (10:09)
-  13.4.2 Social Engineering Facts
-  13.4.3 Practice Questions

13.5 BIOS/UEFI Security






-  13.5.1 BIOS/UEFI Security (8:28)
-  13.5.2 Configure BIOS/UEFI Security Settings (7:59)
-  13.5.3 BIOS/UEFI Security Facts
-  13.5.4 Configure BIOS/UEFI Security
-  13.5.5 Practice Questions

13.6 Malware Protection


-  13.6.1 Malware (10:50)
-  13.6.2 Malware Facts

-  13.6.3 Malware Protection (8:37)
-  13.6.4 Implement Malware Protection on Windows (7:19)
-  13.6.5 Windows Defender Facts
-  13.6.6 Configure Windows Defender
-  13.6.7 Implement Malware Protection on Linux (7:34)
-  13.6.8 Implement Malware Protection on macOS (7:01)
-  13.6.9 Malware Protection Facts
-  13.6.10 Practice Questions






13.7 Authentication

-  13.7.1 Authentication (8:41)
-  13.7.2 Elevate Privileges on Linux (6:04)
-  13.7.3 Configure Password Policies on Windows (10:41)
-  13.7.4 Password Facts
-  13.7.5 Enforce Password Settings
-  13.7.6 Manage Linux Passwords
-  13.7.7 Manage Authentication on Windows (6:49)
-  13.7.8 Use a Biometric Scanner (2:47)
-  13.7.9 Use a Smart Card Reader (3:24)
-  13.7.10 Authentication Management Facts
-  13.7.11 Practice Questions

13.8 File Encryption







-  13.8.1 File Encryption (5:23)
-  13.8.2 File Encryption Facts
-  13.8.3 Encrypt Files (7:07)
-  13.8.4 Configure File Encryption
-  13.8.5 BitLocker (5:44)
-  13.8.6 BitLocker Facts
-  13.8.7 Use BitLocker (6:00)
-  13.8.8 Practice Questions

13.9 Network Security






-  13.9.1 Wired Network Security Best Practices (9:53)
-  13.9.2 Wired Network Security Facts
-  13.9.3 Wireless Network Security Best Practices (9:50)
-  13.9.4 Wireless Network Security Facts
-  13.9.5 Practice Questions

13.10 Firewalls






-  13.10.1 Firewalls (9:58)

-  13.10.2 Configure Windows Firewall (5:53)
-  13.10.3 Firewall Facts
-  13.10.4 Configure a Windows Firewall
-  13.10.5 Network Appliances (3:10)
-  13.10.6 Network Appliance Facts
-  13.10.7 Practice Questions





13.11 Proxy Servers

-  13.11.1 Proxy Settings (5:39)
-  13.11.2 Configure Proxy Settings (5:11)
-  13.11.3 Proxy Server Facts
-  13.11.4 Use a Proxy Server
-  13.11.5 Practice Questions









13.12 VPN

-  13.12.1 Virtual Private Networks (VPN) (9:00)
-  13.12.2 Set Up a VPN Connection (3:13)
-  13.12.3 VPN Facts
-  13.12.4 Configure a VPN Connection
-  13.12.5 Practice Questions

13.13 Security Troubleshooting


-  13.13.1 Common Security Issues (12:45)
-  13.13.2 Network Security Threat Facts
-  13.13.3 Security Troubleshooting Facts
-  13.13.4 Practice Questions

14.0 CAPSTONE EXERCISES

-  14.1 Build a Computer From Scratch
-  14.2 Troubleshoot a Malfunctioning Computer
-  14.3 Troubleshoot System Startup
-  14.4 Create a Home Office Network
-  14.5 Configure the Windows Operating System
-  14.6 Troubleshoot a Mobile Device
-  14.7 Configure Linux
-  14.8 Lab Sandbox

A.0 PC PRO CERTIFICATION PRACTICE EXAMS

A.1 Preparing for Certification

-  A.1.1 PC Pro Exam Objectives

☰ A.1.2 PC Pro Exam Objectives by Course Section

☰ A.1.3 How to take the Certification Exam

☰ A.1.4 Certification FAQs

A.2 PC Pro Domain Practice

☑ A.2.1 PC Pro Domain 1: Hardware

☑ A.2.2 PC Pro Domain 2: Software

☑ A.2.3 PC Pro Domain 3: Security

☑ A.2.4 PC Pro Domain 4: Troubleshooting

☑ A.3 PC Pro Certification Practice Exam

B.0 COMPTIA A+ 220-1001 CORE 1 PRACTICE EXAMS

B.1 Preparing for Certification

☰ B.1.1 A+ 220-1001 Core 1 Exam Objectives

☰ B.1.2 A+ 220-1001 Core 1 Exam Objectives by Course Section

☰ B.1.3 Exam FAQs

☰ B.1.4 How to Register for an Exam

☰ B.1.5 Exam-taking Hints and Tips

B.2 A+ 220-1001 Core 1 Domain Practice (20 Random Questions)

☑ B.2.1 A+ 220-1001 Core 1 Domain 1: Mobile Devices, 20 Random Questions

☑ B.2.2 A+ 220-1001 Core 1 Domain 2: Networking, 20 Random Questions

☑ B.2.3 A+ 220-1001 Core 1 Domain 3: Hardware, 20 Random Questions

☑ B.2.4 A+ 220-1001 Core 1 Domain 4: Virtualization and Cloud Computing, 20 Random Questions

☑ B.2.5 A+ 220-1001 Core 1 Domain 5: Hardware and Network Troubleshooting, 20 Random Questions

B.3 A+ 220-1001 Core 1 Domain Practice (All Questions)

☑ B.3.1 A+ 220-1001 Core 1 Domain 1: Mobile Devices, All Questions

☑ B.3.2 A+ 220-1001 Core 1 Domain 2: Networking, All Questions

☑ B.3.3 A+ 220-1001 Core 1 Domain 3: Hardware, All Questions

☑ B.3.4 A+ 220-1001 Core 1 Domain 4: Virtualization and Cloud Computing, All Questions

☑ B.3.5 A+ 220-1001 Core 1 Domain 5: Hardware and Network Troubleshooting, All Questions

☑ B.4 A+ 220-1001 Core 1 Certification Practice Exam

C.0 COMPTIA A+ 220-1002 CORE 2 PRACTICE EXAMS

C.1 Preparing for Certification

☰ C.1.1 A+ 220-1002 Core 2 Exam Objectives

☰ C.1.2 A+ 220-1002 Core 2 Exam Objectives by Course Section

☰ C.1.3 Exam FAQs

☰ C.1.4 How to Register for an Exam

☰ C.1.5 Exam-taking Hints and Tips

C.2 A+ 220-1002 Core 2 Domain Practice (20 Random Questions)

☑ C.2.1 A+ 220-1002 Core 2 Domain 1: Operating Systems, 20 Random Questions

☑ C.2.2 A+ 220-1002 Core 2 Domain 2: Security, 20 Random Questions

☑ C.2.3 A+ 220-1002 Core 2 Domain 3: Software Troubleshooting, 20 Random Questions

☑ C.2.4 A+ 220-1002 Core 2 Domain 4: Operational Procedures, 20 Random Questions

C.3 A+ 220-1002 Core 2 Domain Practice (All Questions)

☑ C.3.1 A+ 220-1002 Core 2 Domain 1: Operating Systems, All Questions

☑ C.3.2 A+ 220-1002 Core 2 Domain 2: Security, All Questions

☑ C.3.3 A+ 220-1002 Core 2 Domain 3: Software Troubleshooting, All Questions

☑ C.3.4 A+ 220-1002 Core 2 Domain 4: Operational Procedures, All Questions

☑ C.4 A+ 220-1002 Core 2 Certification Practice Exam